

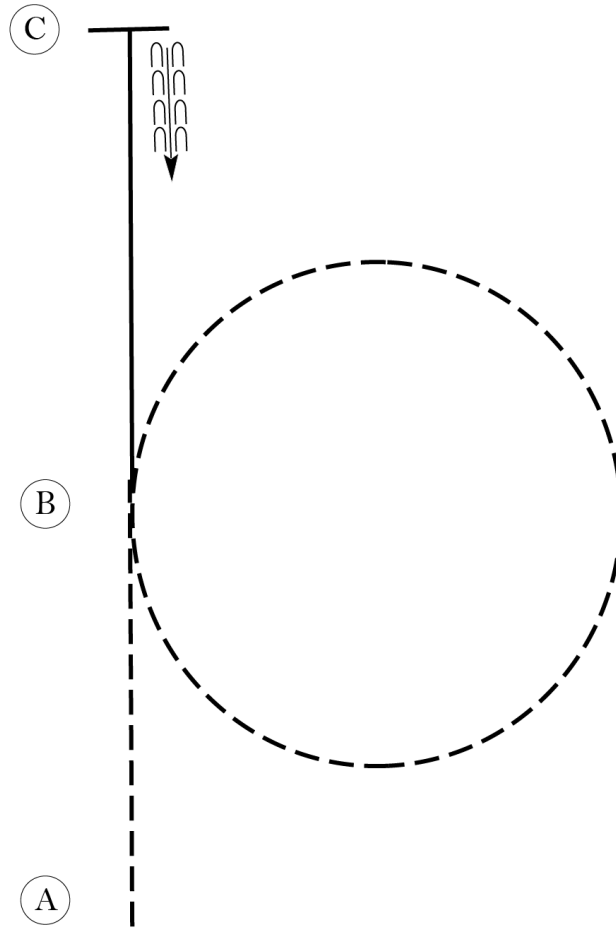
# NYPEA Northeast Gold Challenge show

## Novice Amateur Equitation (Class 39)

Show Date: 8/7/22

w w w . H o r s e S h o w P a t t e r n s . c o m

w w w . H o r s e S h o w P a t t e r n s . c o m



Be ready before A.

1. Sitting trot A to B.
2. At B, posting trot circle to the right on proper diagonal.
3. At B, canter on the left lead to C.
4. Stop at C and back approximately one horse length.

Walk	-----
Trot	- - - - -
Extended Trot	— — — — —
Canter	—————
Leg Yield	
Lead Change	↙ ↘
Back	← ← ← ← ←
Marker	⊙
Sidepass	← — — — — →
Hand Gallop	— — — — —

[HSE/1-2]

Pattern Provided by:

*Steve Shank and Rick Warne*

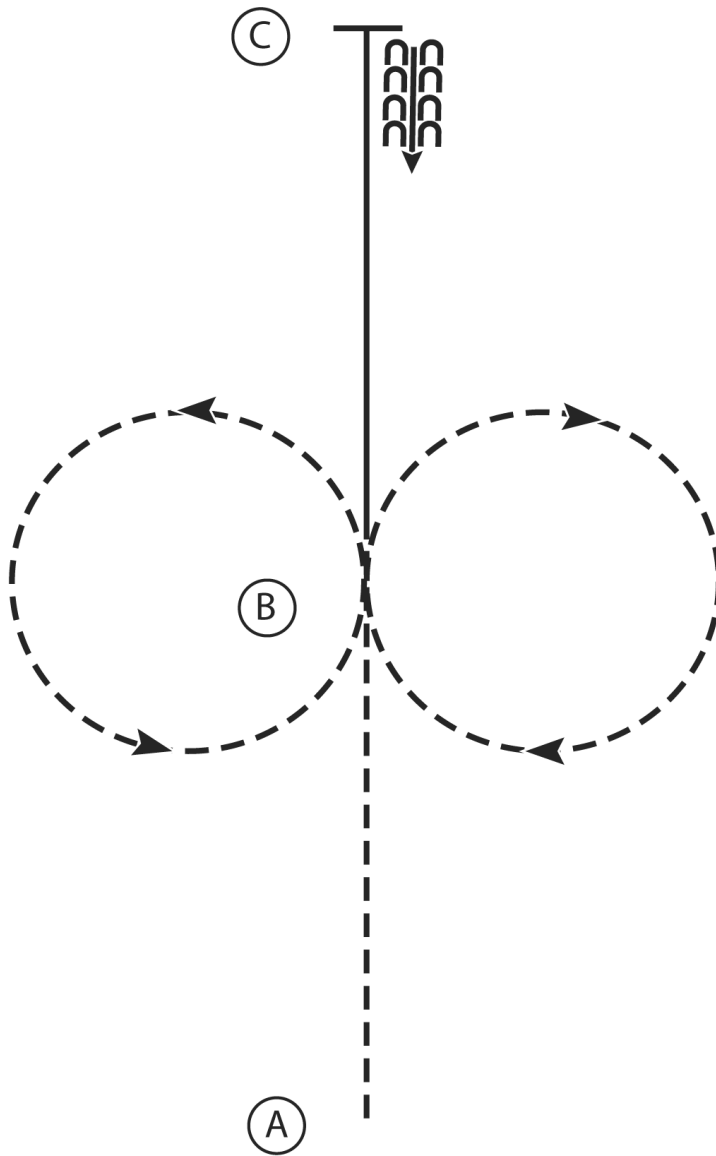
# NYPEA Northeast Gold Challenge show

Am., Select Am. and Youth Equitation (Class 40, 41 and 42)

Show Date: 8/7/22

www.HorseShowPatterns.com

www.HorseShowPatterns.com



1. Sitting trot A to B
2. At B posting trot circle to the right
3. At B posting trot circle to the left
4. At B canter on the left lead to C
5. At C stop and back 4 steps

Walk	.....
Trot	-----
Extended Trot	- - - - -
Canter	—————
Leg Yield	
Lead Change	↘
Back	← C C C C
Marker	ⓑ
Sidepass	←-----→

[HSE/1-6]

Pattern Provided by:

*Steve Shank and Rick Warne*

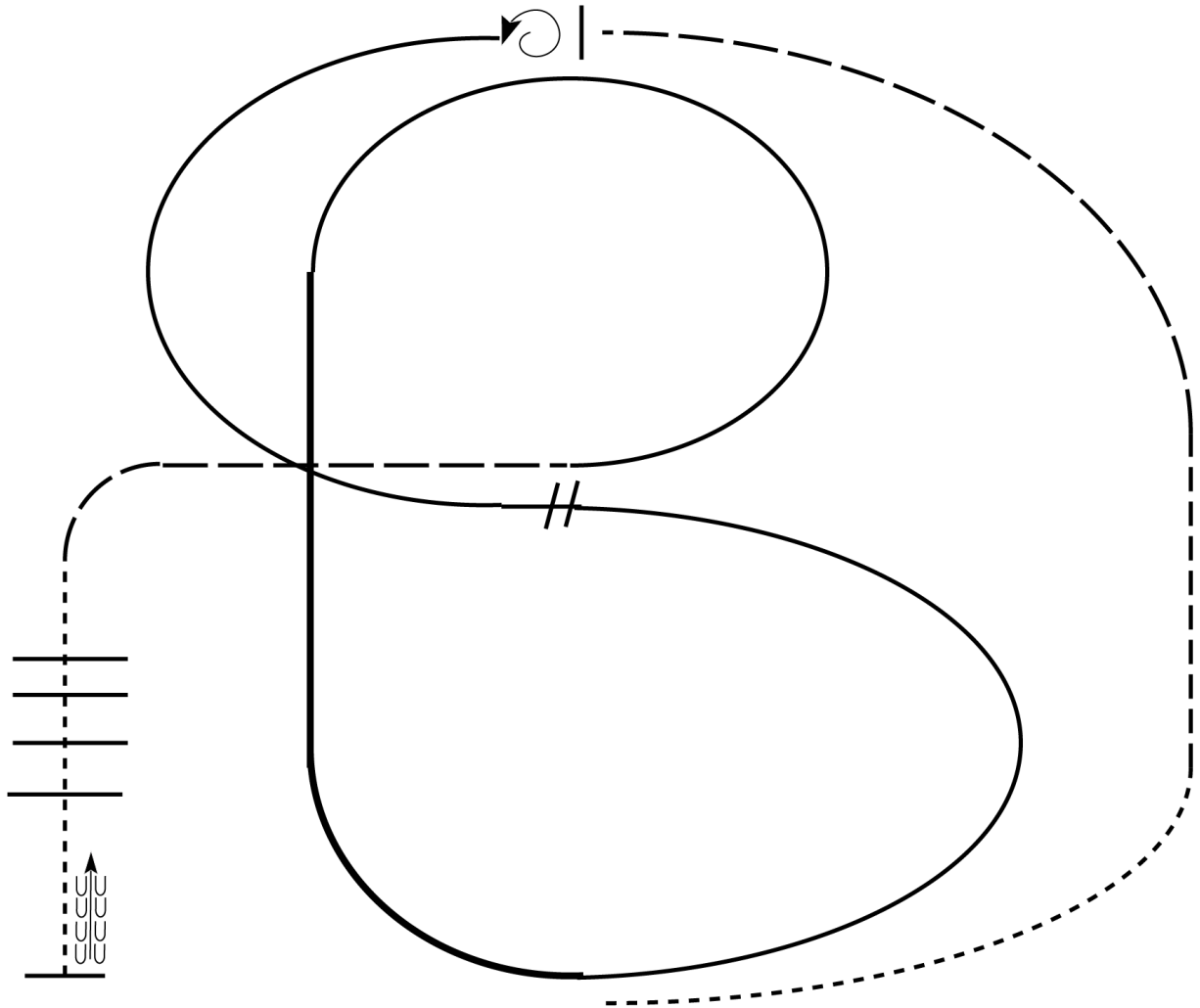
# NYPEA Northeast Gold Challenge show

**Op., Am., Sel. Am. and Yth. Ranch Riding (Classes 61, 62, 63 and 64)**

*Show Date: 8/7/22*

www.HorseShowPatterns.com

www.HorseShowPatterns.com



1. Walk
2. Trot
3. Extend the trot, at the top of the arena, stop
4. 360 degree turn to the left
5. Left lead 1/2 circle, lope to the center
6. Change leads (simple or flying)
7. Right lead 1/2 circle
8. Extended lope up the long side of arena (right lead)
9. Collect back to a lope around the top of the arena and back to center
10. Break down to an extended trot
11. Walk over poles.
12. Stop and back

<b>Walk</b>	-----
<b>Jog</b>	-----
<b>Extended Jog</b>	-----
<b>Lope</b>	—————
<b>Lead Change</b>	////
<b>Back</b>	←←←←←
<b>Marker</b>	ⓑ

[RR/1]

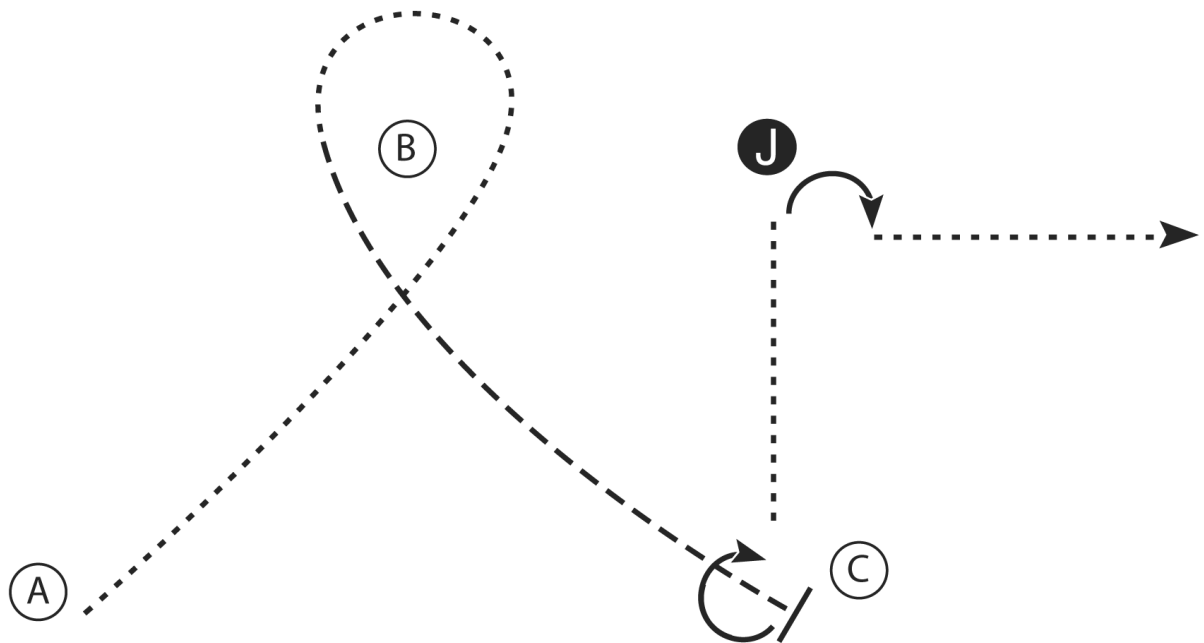
**Pattern Provided by:**

*Steve Shank and Rick Warne*

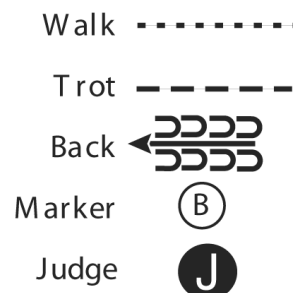
# NYPEA Northeast Gold Challenge show

## Novice Amateur Showmanship (Class 24)

Show Date: 8/7/22



1. Walk A to and around B
2. At B trot to C
3. Stop at C and perform a 225 degree turn
4. Walk to the judge and set up for inspection
5. When dismissed perform a 90 degree turn and walk straight away from the judge



[S/1-1]

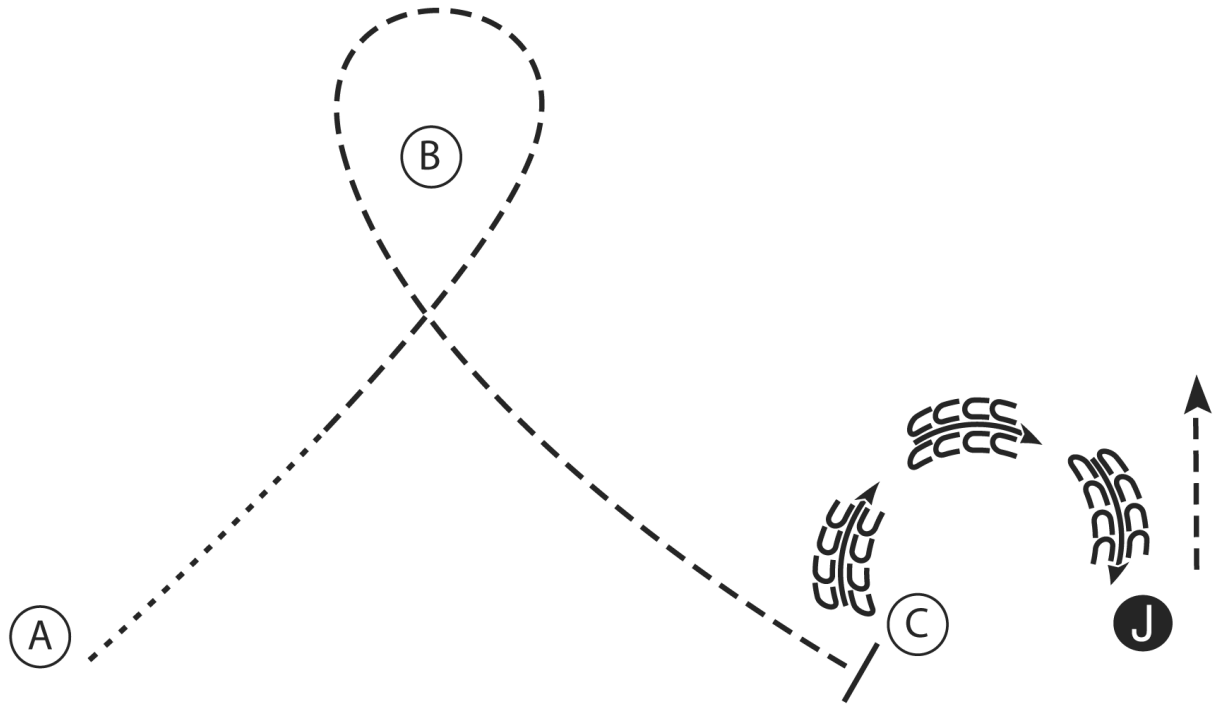
Pattern Provided by:

*Steve Shank and Rick Warne*

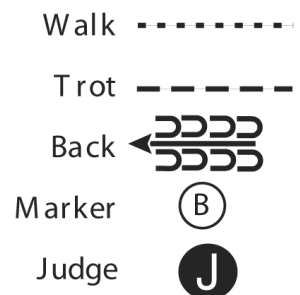
# NYPEA Northeast Gold Challenge show

Am., Select Am. and Youth Showmanship (Class 25, 26, 27)

Show Date: 8/7/22



1. Walk halfway from A to B
2. Trot to and around B and continue to C
3. Stop at C and back in a half circle to the judge
4. Stop and set up for inspection
5. When dismissed trot straight away from the judge



[S/2-2]

Pattern Provided by:

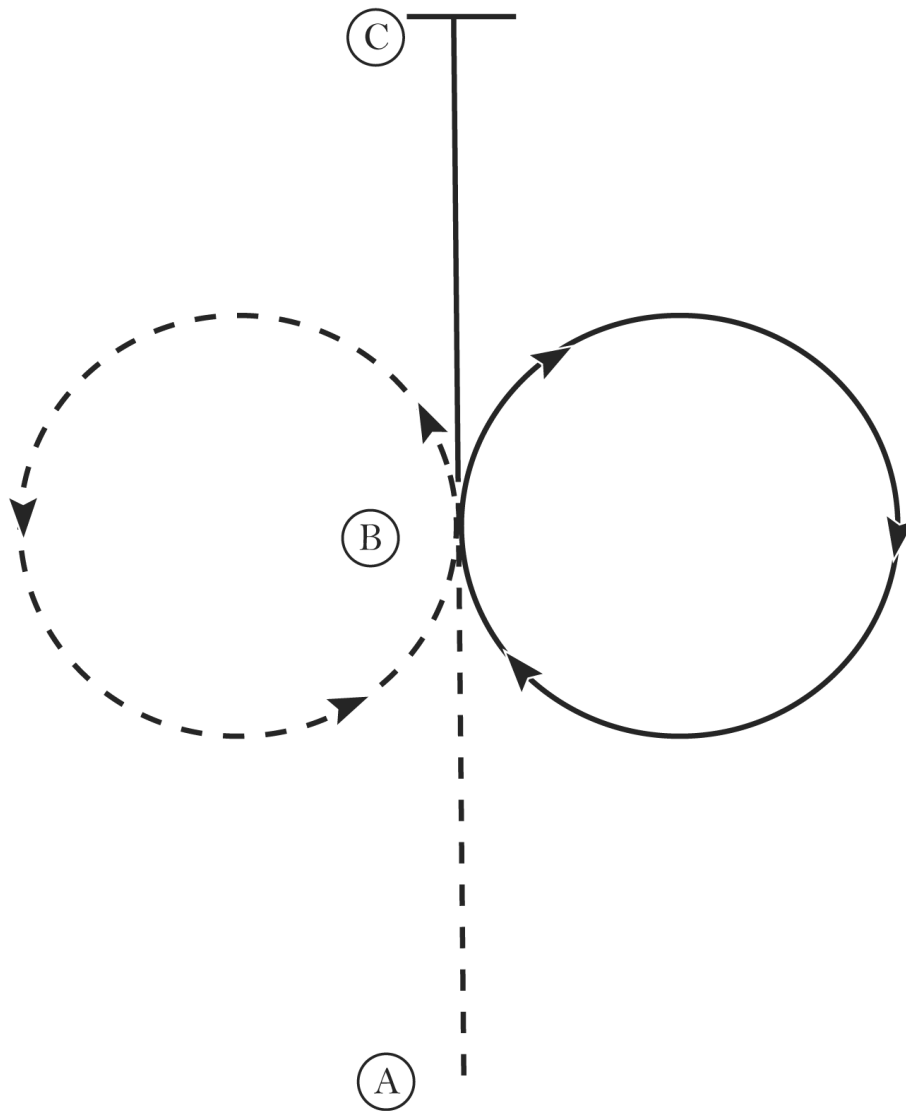
*Steve Shank and Rick Warne*

# NYPEA Northeast Gold Challenge show

## Novice Amateur Horsemanship (Class 53)

Show Date: 8/7/22

1. Jog A to B
2. At B jog a circle to the left
3. At B lope a circle to the right on the right lead
4. Continue the lope to C
5. At C stop



Walk	.....
Jog	- - - - -
Extended Jog	- - - - -
Lope	—————
Leg Yield	
Lead Change	↘
Back	←←←←← ←←←←←
Marker	(B)
Sidepass	←- - - ->

[WH/1-9]

Pattern Provided by:

*Steve Shank and Rick Warne*

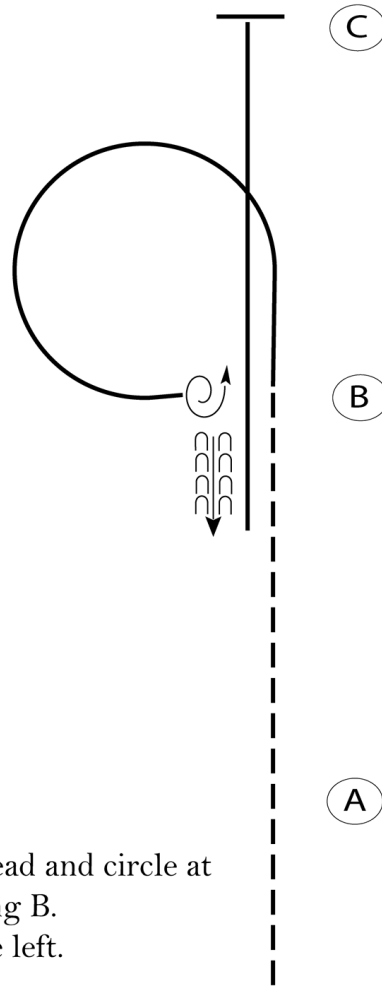
# NYPEA Northeast Gold Challenge show

**Am., Select Am. and Youth Horsemanship (Class 54, 55, and 56)**

*Show Date: 8/7/22*

www.HorseShowPatterns.com

www.HorseShowPatterns.com



Begin before A at a jog.

1. Jog from A to B.
2. At B, lope on the left lead and circle at B as shown. Stop facing B.
3. Turn 1 1/4 turn to the left.
4. Back one horse length.
5. Lope on the right lead to C. Stop at C.

Follow the instructions of your ring steward.

<b>Walk</b>	-----
<b>Jog</b>	-----
<b>Extended Jog</b>	-----
<b>Lope</b>	—————
<b>Leg Yield</b>	
<b>Lead Change</b>	—/—
<b>Back</b>	← c c c c c
<b>Marker</b>	⊙ B
<b>Sidepass</b>	←-----→

[WH/2-17]

**Pattern Provided by:**

*Steve Shank and Rick Warne*